

421-D2



CHILDREN'S EDUCATION SOCIETY (Regd.)


THE OXFORD DENTAL COLLEGE

(Recognized by the Govt. of Karnataka, Affiliated to Rajiv Gandhi University of Health Sciences,
Karnataka & Recognised by Dental Council of India, New Delhi)
Bommanahalli, Hosur Road, Bangalore - 560 068.
Ph: 080-61754680 Fax: 080 - 61754693E-mail:deandirectortodc@gmail.com
Website: www.theoxford.edu

List of facilities available for Patient Care, Teaching Learning and Research

Index

Sl. No.	Particulars	Page No.
1.	List of Equipment's with Quantity	
a.	Dept. of Oral Medicine	2
b.	Dept. of Oral Surgery	3
c.	Dept. of Conservative & Endodontics	4
d.	Dept. of Periodontics	5
e.	Dept. of Prosthodontics	6
f.	Dept. of Orthodontics	7 - 8
g.	Dept. of Paediatric and Preventive Dentistry	9
h.	Dept. of Oral Pathology	10 - 11
i.	Dept. Public Health Dentistry	12
j.	Dept. of Implantology	13


Dean and Director
The Oxford Dental College, Bommanahalli
Hosur Road Bengaluru - 560 068



CHILDREN'S EDUCATION SOCIETY (Regd.)

THE OXFORD DENTAL COLLEGE

(Recognized by the Govt. of Karnataka, Affiliated to Rajiv Gandhi University of Health Sciences,
Karnataka & Recognised by Dental Council of India, New Delhi)
Bommanahalli, Hosur Road, Bangalore - 560 068.
Ph: 080-61754680 Fax : 080 - 61754693E-mail:deandirectortodc@gmail.com
Website: www.theoxford.edu

Department	Teaching learning facilities	Patient care facilities	Research facilities
Oral Medicine and Radiology	<ol style="list-style-type: none">1. Library2. Power point presentation with LED Projector3. Journal clubs4. Seminars5. Case presentations6. Discussion7. Inter departmental meet8. Posters9. 3.Radiographs10. Intraoral periapical radiographs11. Radio Visiography12. Extraoral Radiographs13. Orthopantomography14. lateral ceph15. skull radiography16. Treating patients E- journals	Equipment in Medicine <ol style="list-style-type: none">1. Dental Chairs - UG clinic - 122. PG clinic -12 chairs3. TENS-14. Pulp tester-35. Intra oral mirror6. Sialography kit-27. Biopsy kit-18. Punch biopsy kit-19. Stethoscope-210. BP Appartus-411. Radiographic Equipment Intra oral radiography-1t <ul style="list-style-type: none">• Panoramic radiography(OPG) machine-1• .RVG-1• Extra oral machine simens - 1• Automatic developer-1• Intra oral camera-1	Patients and their database Archives from radiology department (OPG, Lateral Ceph)

Annappa
Professor & Head

Dept. of Oral Medicine & Radiology
The Oxford Dental College, Bangalore

[Signature]

Dean and Director
The Oxford Dental College, Bommanahalli
Hosur Road Bengaluru - 560 068



CHILDREN'S EDUCATION SOCIETY (Regd.)

THE OXFORD DENTAL COLLEGE

(Recognized by the Govt. of Karnataka, Affiliated to Rajiv Gandhi University of Health Sciences,
Karnataka & Recognised by Dental Council of India, New Delhi)

Bommanahalli, Hosur Road, Bangalore - 560 068.

Ph: 080-61754680 Fax : 080 - 61754693E-mail:deandirectortodc@gmail.com

Website: www.theoxford.edu

Department	Teaching learning facilities	Patient care facilities	Research facilities
Dept of Oral and Maxillofacial Surgery	<ul style="list-style-type: none">• Seminars-5 per year• Journal club-5 per year• Case presentations• Models for bone plating• Models for wiring on stone models• Department library• Post graduate students poster and paper presentations done in conferences• Suturing workshop for interns and postgraduate	<ul style="list-style-type: none">• Chairs- UG clinic-30• Chairs-PG clinic-25• Minor surgery- 5 chairs• Minor OT available for minor surgical procedures• Major OT available for major surgical procedures in dental college with inpatient facility• 24 hours casualty available	Research facility available

Professor & Head

Dept. of Oral & Maxillofacial Surgery & Implantology
The Oxford Dental College, Bangalore

Dean and Director
The Oxford Dental College, Bommanahalli
Hosur Road Bangalore - 560 068



CHILDREN'S EDUCATION SOCIETY (Regd.)

THE OXFORD DENTAL COLLEGE

(Recognized by the Govt. of Karnataka, Affiliated to Rajiv Gandhi University of Health Sciences, Karnataka & Recognized by Dental Council of India, New Delhi)

Bommanahalli, Hosur Road, Bangalore - 560 068.

Ph: 080-61754680 Fax: 080 - 61754693E-mail:deandirectortodc@gmail.com

Website: www.theoxford.edu

Department	Teaching learning facilities	Patient care facilities	Research facilities
Dept of Conservative Dentistry and Endodontics	<ol style="list-style-type: none"> 1. PG clinic with adequate chairs. 2. UG clinic with adequate chairs 3. Seminar room 4. Department library 5. Audio visual aids: computers, laptops, internet facility , printers, OHP as teaching learning resources. 6. Also for interaction between teachers and students. 7. PPTs 8. Education models equipments 	<ul style="list-style-type: none"> • Dental chairs- 68 nos. • Temporary restoration using ZOE • Silver amalgam restoration • GIC restoration <p>Composite restoration Vital teeth bleaching H2O2 In offices bleach- ultra boost Inlays- ceramic, metal , composite Onlays-ceramic, metal Root canal treatment Rotary endodontics Modernized obturating system Periapical surgery Use of PRF in various clinical situations Post and core fibre post Cast post Full metal crown and PFM crown-prostho lab All ceramic crown and veneers Splinting Microsurgical peri apical surgery Latest radiographic technique Light assisted bleaching Latest infection control units for handpieces Use of ultrasonics in various clinical situation Laser treatment</p>	Research is conducted in research department

[Signature]
Professor & Head
Dept. of Conservative Dentistry & Endodontics
The Oxford Dental College, Bangalore

[Signature]
Dean and Director
The Oxford Dental College, Bommanahalli
Hosur Road Bangalore - 560 068



CHILDREN'S EDUCATION SOCIETY (Regd.)

THE OXFORD DENTAL COLLEGE

Recognized by the Govt. of Karnataka, Affiliated to Rajiv Gandhi University of Health Sciences,
Karnataka & Recognised by Dental Council of India, New Delhi)
Bommanahalli, Hosur Road, Bangalore - 560 068.
Ph: 080-61754680 Fax : 080 - 61754693 E-mail: deandirectortodc@gmail.com
Website: www.theoxford.edu

Department	Teaching learning facilities	Patient care facilities	Research facilities
Dept of Periodontics	<p>For UG students</p> <ul style="list-style-type: none"> Chalk and Blackboard discussions Video lectures Power point lectures Demonstration on dental chair Flipcharts Simulation models <p>for PG students</p> <ul style="list-style-type: none"> Department library Preclinical work Seminars Journal club presentations Discussions on various topics Chair side discussion Case presentations Simulation models training in specialty clinics like lasers, geriatric clinic, implant clinic, tobacco cessation counselling clinic, special needs clinic 	<ul style="list-style-type: none"> Chairs- UG clinic-34 Chairs-PG clinic-30 Reception and waiting area Tobacco cessation counselling clinic Geriatric clinic Laser clinic Implant clinic Special needs clinic Outpatient section for recording proper case history and diagnosis of patients Various modalities of treatment provided <ol style="list-style-type: none"> Nonsurgical therapy- scaling and root planning, splinting, local drug delivery Surgical therapy- minor surgeries, flap surgeries, regenerative therapies with bone grafts and muco gingival surgeries Laser therapy with laser unit available in the department PRF therapy with the PRF centrifuge machine installed. Post operative care prescription and oral as well as written handouts provided o all the patients Tobacco cessation treatment Treatment for geriatric patients <p>Treatment for patient with special needs</p>	<ul style="list-style-type: none"> Digital Library Access to Helinet High end equipments like Florida probe, periastron, piezoelectric Centrifuge machine <p>Various collaborations with necessary research facilities like medical, pharmacy, biotechnology institutions have been established</p>

Professor & Head
Dept. of Periodontics

The Oxford

Dean and Director
The Oxford Dental College, Bommanahalli
Hosur Road, Bangalore - 560 068



CHILDREN'S EDUCATION SOCIETY (Regd.)

THE OXFORD DENTAL COLLEGE

(Recognized by the Govt. of Karnataka, Affiliated to Rajiv Gandhi University of Health Sciences, Karnataka & Recognised by Dental Council of India, New Delhi)
 Bommanahalli, Hosur Road, Bangalore - 560 068.
 Ph: 080-61754680 Fax: 080 - 61754693 E-mail: deandirectortodc@gmail.com
 Website: www.theoxford.edu

Department	Teaching learning facilities	Patient care facilities	Research facilities
Department of Prosthodontics	<ul style="list-style-type: none"> • Library • Power point presentation with LED projector • Journal clubs-15 • Seminars-15 • Case presentations • Discussion • Inter departmental meet • Posters • Working model for PGs • LCD projector • Phantom head • Live demo on patients • Sterilization room • Department library • Seminar rooms • One to one guidance • Lectures from experts • Surgical models to practice implants • Treating patients • Computer with internet connection and attached printer and scanner • E- journals 	<ul style="list-style-type: none"> • UG clinic dental Chairs - 36 • PG clinic - chairs-32 • Patient photography • Education models • Explanation to guardians • Sterilization room • Articulators - semi adjustable • Pneumatic crown removers • Intraoral camera • Digital SLR camera • Surveyor • Implant micro surveyor • Radiographic Equipment • RVG-1 • Clinical lab for prosthetics • Chrome - cobalt lab equipments • Ceramic lab 	<ul style="list-style-type: none"> • Facilities for research work • T- scan • Well-equipped ceramic ,casting and CAD CAM laboratory

Handwritten signature

Professor & Head
 Dept. of Prosthodontics and Crown & Bridge
 The Oxford Dental College, Bangalore

Handwritten signature

Dean and Director
 The Oxford Dental College Bommanahalli
 Hosur Road, Bangalore



CHILDREN'S EDUCATION SOCIETY (Regd.)

THE OXFORD DENTAL COLLEGE

(Recognized by the Govt. of Karnataka, Affiliated to Rajiv Gandhi University of Health Sciences,
Karnataka & Recognised by Dental Council of India, New Delhi)
Bommanahalli, Hosur Road, Bangalore – 560 068.
Ph: 080-61754680 Fax : 080 – 61754693E-mail:deandirectortodc@gmail.com
Website: www.theoxford.edu

Department	Teaching learning facilities	Patient care facilities	Research facilities
Department of Orthodontics and Dentofacial Orthopaedics	<ol style="list-style-type: none"> 1. Removal orthodontic appliances Components of removal appliance 2. Different types of clasps, Springs, Retractors, and their uses 3. Different type of Labial bows and their uses 4. Model analysis system: Bolton's, Pont's analysis; Ashley Howe's, Carey's, Moyer's mixed dentition analysis. 5. Typodont exercise 6. RME, NiTi Expansion appliances 7. FIXED APPLIANCES: Begg, MBT (Metal and ceramic), DAMON Self ligation bracket system 8. Invisalign. 9. Extraoral appliances 10. Headgear 11. Chin cup 12. Facemask 13. Myofunctional appliances 14. Fixed Functional Appliances: - Power scope - AdvanSync - Forsus 	<ol style="list-style-type: none"> 1. Dental chairs- 48 nos 2. Newer Orthodontic Appliances - Damon Self ligation brackets - INVISALIGN Aligners 3. Orthodontic instruments BANDING & CUTTING INSTRUMENTS 1. Pin and ligature wire cutter 2. Distal end cutter 3. Heavy wire cutter 4. Band cutting scissors 5. Straight & Curved Howe pliers 6. Band contouring & Band pinching plier 7. Band pusher and seater 8. Separator applicator <p>LIGHT WIRE BENDING</p> <ol style="list-style-type: none"> 9. Light wire arch plier 10. Canine contouring plier 11. De la Rosa plier 	<ul style="list-style-type: none"> • Nemoceph Cephalometric tracing • Digital Photography • Biostar machine <p>Mini implants/Bone screw kit</p>

Professor & Head

Dept. of Orthodontics

The Oxford Dental College

Dean and Director
The Oxford Dental College
Bommanahalli, Hosur Road, Bangalore - 560 068



CHILDREN'S EDUCATION SOCIETY (Regd.)

THE OXFORD DENTAL COLLEGE


Recognized by the Govt. of Karnataka, Affiliated to Rajiv Gandhi University of Health Sciences,
Karnataka & Recognised by Dental Council of India, New Delhi)

Bommanahalli, Hosur Road, Bangalore - 560 068.

Ph: 080-61754680 Fax: 080 - 61754693 E-mail: deandirectortodc@gmail.com


Website: www.theoxford.edu

		<p>12. Nance loop forming plier</p> <p>13. Adam's plier</p> <p>BAND AND BRACKET REMOVERS</p> <p>14. Band remover</p> <p>15. Anterior & Posterior debonding pliers</p> <p>STRAIGHT WIRE</p> <p>16. Tweeds ribbon arch</p> <p>17. Tweed's loop forming</p> <p>18. Weingart plier</p> <p>OTHERS:</p> <p>19. Boons/MBT gauge</p> <p>20. Three pong plier</p> <p>21. Artery forceps</p> <p>22. Debonding plier</p> <p>23. Universal plier</p> <p>24. Scientific divider</p> <p>25. Digital Vernier caliper</p> <p>26. Cheek retractors</p> <p>27. Crimpable hook plier</p> <p>28. X-ray viewer</p> <p>29. Light curing unit</p>	
--	--	---	--


Professor & Head

Dept. of Orthodontics

The Oxford Dental College, Bangalore


Dean and Director
The Oxford Dental College, Bommanahalli
Hosur Road Bangalore - 560 068



CHILDREN'S EDUCATION SOCIETY (Regd.)

THE OXFORD DENTAL COLLEGE


(Recognized by the Govt. of Karnataka, Affiliated to Rajiv Gandhi University of Health Sciences, Karnataka & Recognised by Dental Council of India, New Delhi)


Bommanahalli, Hosur Road, Bangalore - 560 068.

Ph: 080-61754680 Fax: 080 - 61754693 E-mail: deandirectortodc@gmail.com

Website: www.theoxford.edu

Department	Teaching learning facilities	Patient care facilities	Research facilities
Department of Pedodontics and Preventive Dentistry	Education models Facilities used to learn space management, methods to understand eruption pattern, growth and development To teach brushing techniques to patients Facilities used to learn space management, methods to understand eruption pattern, growth and development To teach brushing techniques to patients Audio-visual aids: computers, laptops, internet facility, printers, OHP as teaching learning resources. Also for interaction between teachers and students	1. Dental chairs-47 nos 2. Health education 3. Counselling room and play pen 4. Digital intra oral x-ray system with pedo sensor and software 5. Sensor and digora usage for xray 6. Oral diagnostic section N2-O2 - nitrous oxide sedation unit	7. Lab facility to carry out research work Also has hydro-solder, trimmers, vibrators, plaster dispenser and stone dispense


Professor & Head
Dept. of Pediatric & Preventive Dentistry
The Oxford Dental College, Bangalore


Dean and Director
The Oxford Dental College, Bom
Hosur Road Bengaluru - 56



CHILDREN'S EDUCATION SOCIETY (Regd.)


THE OXFORD DENTAL COLLEGE

Recognized by the Govt. of Karnataka, Affiliated to Rajiv Gandhi University of Health Sciences,
Karnataka & Recognized by Dental Council of India, New Delhi)
Bommanahalli, Hosur Road, Bangalore - 560 068.
Ph: 080-61754680 Fax: 080 - 61754693E-mail:deandirectortodc@gmail.com
Website: www.theoxford.edu

Department	Teaching learning facilities	Patient care facilities	Research facilities
Dept of Oral Pathology	<ul style="list-style-type: none"> PG Clinic With Adequate Chairs UG Clinic With 100 Seats Capacity 1-Seminar Room Department Library With Adequate Books Audio-Visual Aids: 2 Computers, Internet Facility, 1 Printer. PPTs Available According To RGUHS Syllabus Education Models, charts, tooth specimens, Templates for Dental Histology and Oral Pathology microslides. High End Equipments for Research And Training Including Microscopes, Stereomicroscope 	<ul style="list-style-type: none"> Dental Chairs-9 Instruments for oral examination Histopathology Facilities: Soft and Hard tissue Microtome, Automated Tissue Processor, Chemicals for tissue processing, Water Bath, Slide Warmer, Routine stains and special stains . Exfoliative Cytology and FNAC Decalcification Hematology Laboratory with Hematological Analyzer for Blood investigations. Cytospin Biochemical and serological investigations Immunohistochemistry Facility 	<ol style="list-style-type: none"> Research Microscope With Following Attachments: Fluorescence, Dark Field And Polarizing. Stereomicroscope Soft and Hard tissue Microtome Cytospin Decalcification Special Stains Image Analysing Software Pentahead Microscope with Jenoptik camera connected to LCD Immunohistochemistry laboratory


Professor & Head

Dept. of Oral Pathology & Microbiology
The Oxford Dental College, Bangalore.org


Dean
The Oxford Dental College, Bangalore
Hosur Road, Bangalore - 560 068



CHILDREN'S EDUCATION SOCIETY (Regd.)

THE OXFORD DENTAL COLLEGE


(Recognized by the Govt. of Karnataka, Affiliated to Rajiv Gandhi University of Health Sciences,
Karnataka & Recognised by Dental Council of India, New Delhi)


Bommanahalli, Hosur Road, Bangalore - 560 068.

Ph: 080-61754680 Fax: 080 - 61754693E-mail:deandirectortodc@gmail.com

Website: www.theoxford.edu

	<ul style="list-style-type: none">• Penta head with special attachments and Jenoptik camera connected to LCD• Department Museum• Slide projectorWax Blocks and Carvers		
--	---	--	--


Professor & Head
Dept. of Oral Pathology & Microbiology
The Oxford Dental College, Bangalore


Dean and Director
The Oxford Dental College, Bommi
Hosur Road Bengaluru - 560 068



CHILDREN'S EDUCATION SOCIETY (Regd.)

THE OXFORD DENTAL COLLEGE

(Recognized by the Govt. of Karnataka, Affiliated to Rajiv Gandhi University of Health Sciences,
Karnataka & Recognised by Dental Council of India, New Delhi)

Bommanahalli, Hosur Road, Bangalore - 560 068.

Ph: 080-61754680 Fax : 080 - 61754693E-mail:deandirectortodc@gmail.com

Website: www.theoxford.edu

Department	Teaching learning facilities	Patient care facilities	Research facilities
Department of Public Health Dentistry	1. PG clinic with adequate chairs 2. UG clinic with adequate chairs 3. Seminar rooms 4. Department library 5. Audio Visual aids: Computers, laptops, Internet facility, Printers, OHP as teaching learning resources. Also, for interaction between teachers and students. 6. PPTs 7. Education Models	1. Dental Chairs-40 2. Tobacco cessation clinic 3. Health education room 4. Museum with models 5. Satellite centers 6. Mobile dental unit (two Chairs)	1. Facilities for field visits made available

Shankar M

Professor & Head
Dept. of Public Health Dentistry
The Oxford Dental College, Bangalore

Dean and Director
The Oxford Dental College, Bommanahalli
Hosur Road, Bengaluru - 560 068



CHILDREN'S EDUCATION SOCIETY (Regd.)

THE OXFORD DENTAL COLLEGE

(Recognized by the Govt. of Karnataka, Affiliated to Rajiv Gandhi University of Health Sciences,
Karnataka & Recognised by Dental Council of India, New Delhi)

Bommanahalli, Hosur Road, Bangalore - 560 068.

Ph: 080-61754680 Fax : 080 - 61754693E-mail:deandirectortodc@gmail.com

Website: www.theoxford.edu

Department	Teaching learning facilities	Patient care facilities	Research facilities
Dept of Implantology	<ul style="list-style-type: none">• To observe cases, assist and to perform under supervision• Equipment available for performing advanced procedures• Surgical kit• Physiodispenser• Piezoelectric unit• Sinus lift kits• Luxators• Periotomes	<ul style="list-style-type: none">• Diagnostic equipments• Intraoral periapical radiography• Well equipped minor OT available for performing implant surgery• Bone grafting along with prf placement facility available	<ul style="list-style-type: none">• Research conducted using facilities in the department

Professor & Head

Dept. of Oral & Maxillofacial Surgery & Implantology
The Oxford Dental College, Bangalore

Dean and Director
The Oxford Dental College, Bommanahalli
Hosur Road Bangalore - 560 068